

# TOMATO



Planem wud igo daon gud long graon blong hemi strong blong sapotem gud ol tomato plant. Fasem ol men stampa igo long wud long 20-30 cm apart.

## ii) Pruning

Karem aot (prunem) ol shoot we oli stap gru long saed (leaf axil). Usum hand blong yu nomo. Sipos oli gru bigwan usum knife blong katem. Yumi mekem pruning blong l inkrisim qualiti blong fruits

## Taem Tomato l redi blong karem (Harvesting)


2-3 manis


## Climate Change

Wetem jenj long ren we l stap foldoan, cyclone we oli kilim yumi, mo tu ples l stap hot l ko, bae climate change l save afektem bigwan ol kakae blong yumi.

Taem yu harem Meteo l talem se bae l kat dry time, l nid blong yu mekem sam gudfala manajmen long karen blong protektem ol kakae we yu plantem.

No letem climate change l winim yu! Lesen gud long taktak we l kamaot long Meteo, NDMO wetem ol agrikalja ofisa.

4. Fruit Worm	Deskripsen
	<p>Smol caterpillar oli kakae ol fruits.</p> <p><b>Control</b> Pikimap (handpicking) ol catapillar mo sakem ol fruits we oli bin damaged.</p>

5. Fruit piercing moth	Deskripsen
	<p>Smol caterpillar oli kakae ol fruits.</p> <p><b>Control</b> Pikimap (handpicking) ol catapillar mo sake mol fruits we oli bin damaged.</p>

## Management Praktis

### i) Staking

Hemi minim se yumi sapotem tomato or narafala krop wetem sam wud , bamboo, rop, waea blong l klaem folem

Planem wud blong tomato l klaem folem afta yu planem aot tomato long karen ( transplanting). Height blong wud hemi shud be 1.5- 2 meta depend long kaen tomato we yu planen



"Safer, Secure and Resilient Vanuatu"

**giz**



Department of Agriculture & Rural

Development-DARD

PMB 9040

Port-Vila

Vanuatu

Tel: ( 678) 22525/22432

Fax: ( 678) 25265

# INTRODAKSEN

Tomato (*Lycopersicon esculenta*) hemi wan impotent vegetable krop long Vanuatu. Hemi kamaot long saot blong Amerika mo tudei I kat fulap kaen we I save gru gud long narafala ples. Tomato I gat fulap branch mo stem we yumi save prunem blong karem mo planem wan stampa nomo. I save gat fulap fruits blong hem long wan bundle. I gat fulap kaen shape mo colour blong fruit. Fulap long ol fruit oli red mo sam long olgeta oli yellow

## Sesen blong planem tomato ( Planting season)

Februari – Septemba. Long taem blong ren mo sun.

## Gudfala ples blong planem Tomato

Tomato I save kivim gud fruit long ol ples wei I gat enaf san mo shed. Hemi save karem gud fruit long hot sesen sipos yumi planem long kolkol taem.

## Soil requirements

- Graon we I no kat fulap wota I stap long hem
- Graon we I rij long ol kakae blong plants
- Graon we I no kat bebet mo sick

## Kaen blong tomato

I gat fulap differen kaen blong tomato wei yumi save planem. Tri ( 3) men wan we yumi stap planem




*Sam long ol kaen wei yu stap Planem i) Beef steak ii) Plum iii) Cherry*


## Planting


Planem tomato long seedbed or seedbox long nursery bifo yu planem aot long karen. Planem aot long karen taem oli 15 cm long

**Recommended spacing-** Bitwin rows 50-60 cm bitwin plants 30-40cm

## Bebet mo Sik

1. Leaf Mould ( Fulvia Fula)	Deskripsen
	Leaf I yellow mo weak. Sam white samting long surface blong leaf. Warm mo wet wet weta I stap buildem ap sik ia.. Sik ia I save kasem narafala plant thru long wind  <b>Control</b> Pulum aot ol plants we oli kasem sik mo bunem longwei long Karen.

2. Bacterial leaf & Leaf spot	Deskripsen
	Smol black spots long leaf. Leaf I kam yellow mo faldown. Smol blak spots long fruit  <b>Control</b> Pulum aot ol plants we oli kasem sik mo bunem longwei long Karen. Pickemap ol fruits wei oli kasem sik mo sackem

3. Rootknots Nematodes	Descripsen
	Roots I swelap mo plant hemi weak mo gro smol  <b>Control</b> Pulum aot ol plants we oli kasem sik mo bonem longwei long Karen.