


4. Cucumber beetle	Desripsen
	<p>Beetle ia hemi yellow. Ol kakae ol leaf mo flowers blong cucumber</p> <p>Control Gud management. Usem ol sids we oli no kat bebet, crop rotation mo fil sanitation.</p>

Managemen Praktis

i) Weeding/control long bebet mo sik

Widim karem blong kipim I clean oltaem mo controllem gud bebet mo sik.

ii) Mulching

Mulching I minem yumi putem dead leaf or grass around long stampa blong wan crop. Hemi impoten long strong sun from sei hemi

- Protektem graon from strong sun
- Help blong trapem wota blong plants oli save usem
- Help blong protektem kakae blong ol plants long graon blong oli no wash away (leaching)

iii) Staking

Hemi minem se yumi sapotem sam vegetable wetem sam wud, bamboo, rop, mo waea blong oli klaem folem. Yumi must providem staking long ol crop wei ol stap climb. Staking hemi must be strong blong stapap againsem strong wind.

Taem blong capsicum I redi (harvesting)

2 manis

Climate Change

Wetem jenj long ren we I stap foldan, cyclone we oli kilim yumi, mo tu ples I stap hot I ko, bae climate change I save afektem bigwan ol kakae blong yumi.

Taem yu harem Meteo I talem se bae I kat dry time, I nid blong yu mekem sam gudfala manajmen long karen blong protektem ol kakae we yu plantem.

No letem climate change I winim yu! Lesen gud long taktok we I kamaot long Meteo, NDMD wetem ol agrikalja ofisa.

CUCUMBER



giz



Department of Agriculture & Rural

Development-DARD

PMB 9040

Port-Vila

Vanuatu

Tel: (678) 22525/22432

Fax: (678) 25265

INTRODAKSEN

Cucumber (*Cucumis sativus*) hemi wan warm sisen vegetable crop we I save gru gud long fulap ples long wol. Cucumber I save gru long graon or I gru long wud (stakes) olsem tomato. I gat fulap kaem blong cumcumber we I kat fulap colour mo shape.

Sesen blong planem cucumber (planting season)

Yia round, Hemi I minem sei yumi save planem long any manis long yia. Mo long dry sisen mo long wet sisen.

Gudfala ples blong mekem karen

Best ples blong mekem wan karen blong cucumber hemi long open ples. Hemi no save produce gud sipos yumi planem long fualp shade. Cucumber hemi veri sensitive long strong wind mo yumi must protektem gud wetem ol wind break or big-fala wud wei I save protektem em from strong wind.

Soil requirements

- Graon we I no kat fulap wota I stap long hem
- Graon we I rij long ol kakae blong ol palnts
- No kat bebet mo sik

Kaen blong cucumber

I kat fulap different kaen blong cucumber. Tri (3) kaen wei yumi save planem.



Sam long ol kaen wei yu stap Planem i) Lebanese ii) Giant climbing iii) common variety


Planting


Planem stret long karen. Putem 4-5 sids long wan planting hole long dip blong 1.5 inches (3-4 cm). Afta sids I gru mo ol plants oli 3 weeks old, karem aot sam long olgeta mo lego fiu nomo I gru. Hemi gud blong yu kipim 2 plants nomo I grow.


Recommended Specing

Bitwin row- 1.2-2 m Bitwin plants 1.2-2m

Bebet mo sik

1. Gummy stem blight	Descripisen
	Brown mark long ol leaf. Sik ia I stap attack especially long wet-wet taem Control Gud management. Usum ol sids we oli fri long bebet, crop rotation mo fil sanitation.

2. Powdery mildew	Descripisen
	Smol white powder long leaf. Hemi mekem leaf I weak mo dry. Control Gud management. Usum ol sids we oli no kat bebet, crop rotation mo fil sanitation.

3. Aphids	Descripisen
	Smol green bebet wei oli hide narasaed long leaf. Oli kakae ol leaf Control Gud management. Usum ol sids we oli fri long bebet, crop rotation mo fil sanitation.