




4. Stem rot	Desripsen
	Stampa blong plant hemi rotten. Control Gud management. Pulum aot ol plants we oli kasem sik mo bunem longwei long karen

5. Fruit pierching moth	Desripsen
	Hemi stickem skin blong capsicum mo drink juive blong em. Hemi active nomo long night. Control Bebet ia l stap layem egg blong em long narara so yu no must planem wud ia klosam long Karen blong yu

Spotted lady beetle	Desripsen
	Beetle ia hemi round mo l orange mo l gat 28 blacl mark long em. Oli kakae ol leaves blong capsicum Control Gud management

Management praktis

i) Weeding/control long bebet mo sik

Weedim karem blong keepim l clean oltaem mo controllem gud bebet mo sik.

ii) Mulching

Mulching l minem yumi putem dead leaf or grass around long stampa blong wan crop. Hemi impoten long strong sun from se hemi

- Protektem graon from strong sun
- Help blong trapem wota blong plants oli save usum
- Help blong mekem graon l rij
- Help blong protektem kakae blong ol plants long graon
Blong oli no wash away (leaching)

Taem blong capsicum l redi (harvesting)

2-3 manis

Climate Change

Wetem jenj long ren we l stap foldaan, cyclone we oli kilim yumi, mo tu ples l stap hot l ko, bae climate change l save afektem bigwan ol kakae blong yumi.

No letem climate change l winim yu! Lesen gud long toktok we l kamaot long Meteo, NDMO wetem ol agrikalja ofisa.

CAPSICUM



giz



Department of Agriculture & Rural

Development-DARD

PMB 9040

Port-Vila

Vanuatu

Tel: (678) 22525/22433

Fax: (678) 25265

INTRODAKSEN

Capsicum (*capsicum annum*) hemi kamaot long central mo South Amerika. I kat fulap kaen blong capsicum wei I kat ol different shape, colour mo size blong fruits. Colour blong capsicum hemi green be I kat sam kaen we I yellow mo red taem I ripe. Capsicum hemi veri rij long vitamin wetem mineral we I save helpem bodi blong yumi.

Sesen blong planem (Planting season)

Yia round. Hemia I minem sei yumi save planem capsicum long any manis long yia. Mo yumi save planem long dry sisen mo long wet sisen.

Gudfala ples blong mekem Karen

Capsicum I save karem gud long area we I gat plante sunlight mo shed. Hemi save produis gud tu long open areas. Yumi no sud planem capsicum long ol ples we yumi stap planem plante vegetable long em finish we bebet mo sik I stap long em

Soil requirements

- Graon we I no kat fulap wota I stap long hem
- Graon wei I rij long kakae blong ol plants. Blong maximum yields, yu save usum compost mo N.P.K fertilizers

Kaen blong capsicum

I gat fulap differen kaen blong capsicum wei yumi save planem. Tri (3) maen one wei yumi stap planem



Sam long ol kaen wei yu stap Planem i) Giant Bell ii) California Wonder 300 iii) Boy Hybrid




Planting

Planem mo lukaotem seedlings blong yu long seedbed or seedbox long nursery bifo yu transplantem long karen

Recommended specing

Bitwin rows-60-75cm, bitwin rows 35-45cm

Bebet mo sik

1. Bacterial leaf & leaf spots	Deskripsen
	<p>Small yellow green mark long young leaf. Dark mark long olfala leaf. Smol blak mark long fruit.</p> <p>Control Managem gud karen blong yu. Pulum aot ol plant wei oli kasem sik mo mekem crop rotation</p>
2. Powdery Mildew	Deskripsen
	<p>Yellow mark long upper surface blong leaf mo white mark (mycelium) long fungus underneath.</p> <p>Control Pulum aot ol plant we oli kasem sik</p>
3. Tomato Fruit Worm	Deskripsen
	<p>Catapilla ia hemi causem fulap damage long capsicum mo tomato. Hemi mekem hol igo insaed long ol fruits.</p> <p>Control Karem long hand mo sakem long bush (hand picking) mo blong good fil sanitation removem ol plants wei oli kasem sik.</p>